

Anti-CBX2 Recombinant Mouse Monoclonal Antibody

Publication Number: MAN0007008

Rev. 1.00

Catalog Number: 730039

Store at 2°C to 8°C (short-term), or –20°C (long-term)

Clonality: Monoclonal
Concentration: 0.5 mg/mL
Quantity: 100 µg
Volume: 200 µL

Host/Class: Mouse IgG1
Reactivity: Human CBX2
Predicted Reactivity: Human

Product Description

CBX2 is a component of a transcriptionally repressive Polycomb group (PcG) multiprotein PRC1-like complex, involved in heritable changes in the expression of genes (e.g., Hox genes) during development. The complex mediates mono-ubiquitination of histone H2A on Lys-119, resulting in chromatin remodeling.

This antibody was developed against a fully folded protein domain, so it does not show good reactivity against denatured proteins, and may not work in western blot applications.

Product Specifications

Immunogen: Folded protein domain corresponding to amino acids 2–70 (Chromodomain) of human CBX2
Alternate Names: CBX2
Apparent MW: 56.1 kDa
Gene ID: 84733
Protein Accession No.: Q14781
Sequence Identity: Human
Lot: See product label

Product Applications

Application	Species	Test Material	Concentration
Immunoprecipitation	Human	HEK293	2 µg per IP

Storage and Handling

Store the antibody at 2°C to 8°C for up to 1 month, –20°C for long-term storage. Avoid repeated freezing and thawing.

Stability

When stored as instructed, expires one year from date of receipt unless otherwise indicated on product label.

Storage Buffer

Phosphate buffered saline (PBS) with 0.09% sodium azide.

Caution: Sodium azide is extremely toxic and may react with lead and copper plumbing to form highly explosive metal azides. Properly dispose of solutions containing sodium azide. Read the Safety Data Sheets (SDSs) and follow the handling instructions. Wear appropriate protective eyewear, clothing and gloves. SDSs are available at www.lifetechnologies.com/support.

For research use only. Not for human or animal therapeutic or diagnostic use.

Manufacturing Site • 7335 Executive Way • Frederick • MD 21704 • E-mail: techsupport@lifetech.com














Product Documentation

To obtain a Certificate of SDSs, visit
www.lifetechnologies.com/support.

Related Products

Product Name	Quantity	Catalog no.
iBlot® Dry Blotting System	1 unit	IB1001
WesternBreeze® Chromogenic Kit Anti-Rabbit	1 kit	WB7105
WesternBreeze® Chemiluminescent Kit, Anti-Rabbit	1 kit	WB7106
Goat anti-mouse (H+L), HRP conj.	1 mg	G21040
Goat anti-rabbit (H+L), HRP conj.	1 mg	G21234
Goat anti-mouse (H+L), AP conj.	1 mg	G21060
Goat anti-rabbit (H+L), AP conj.	1 mg	G21079
Nitrocellulose, 0.2 µm	20/pack	LC2000

Explanation of symbols

Symbol	Description	Symbol	Description
	Catalogue Number		Batch code
	Research Use Only		In vitro diagnostic medical device
	Use by		Temperature limitation
	Manufacturer		European Community authorised representative
	Without, does not contain		With, contains
	Protect from light		Consult accompanying documents
	Directs the user to consult instructions for use (IFU), accompanying the product.		

Limited Product Warranty

Life Technologies Corporation and/or its affiliate(s) warrant their products as set forth in the Life Technologies' General Terms and Conditions of Sale found on Life Technologies' website at www.lifetechnologies.com/termsandconditions. If you have any questions, please contact Life Technologies at www.lifetechnologies.com/support.

LIFE TECHNOLOGIES AND/OR ITS AFFILIATE(S) DISCLAIM ALL WARRANTIES WITH RESPECT TO THIS DOCUMENT, EXPRESSED OR IMPLIED, INCLUDING BUT NOT LIMITED TO THOSE OF MERCHANTABILITY, FITNESS FOR A PARTICULAR PURPOSE, OR NON-INFRINGEMENT. TO THE EXTENT ALLOWED BY LAW, IN NO EVENT SHALL LIFE TECHNOLOGIES AND/OR ITS AFFILIATE(S) BE LIABLE, WHETHER IN CONTRACT, TORT, WARRANTY, OR UNDER ANY STATUTE OR ON ANY OTHER BASIS FOR SPECIAL, INCIDENTAL, INDIRECT, PUNITIVE, MULTIPLE OR CONSEQUENTIAL DAMAGES IN CONNECTION WITH OR ARISING FROM THIS DOCUMENT, INCLUDING BUT NOT LIMITED TO THE USE THEREOF.

©2012 Life Technologies Corporation. All rights reserved. The trademarks mentioned herein are the property of Life Technologies Corporation or their respective owners.

For support visit www.lifetechnologies.com/support or email techsupport@lifetech.com

www.lifetechnologies.com

15 July 2012

